

## 1994 ELECTRICAL

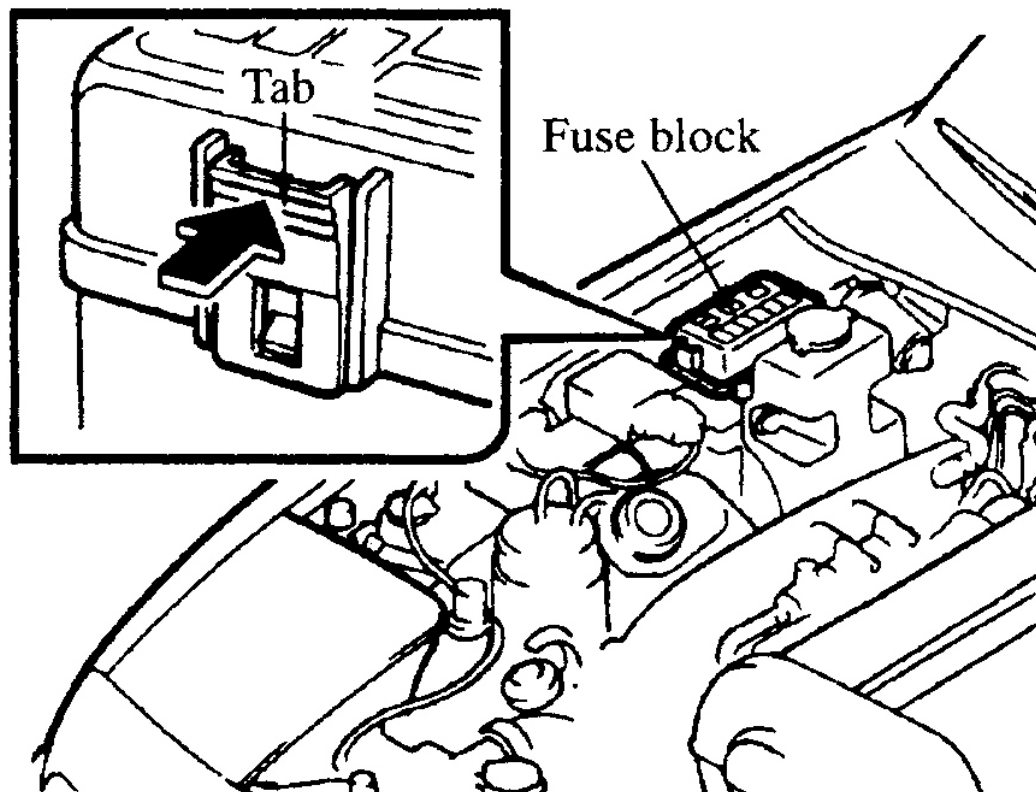
### Fuses & Circuit Breakers - MX-5 Miata

#### IDENTIFICATION

**CAUTION:** When battery is disconnected, vehicle computer and memory systems may lose memory data. Driveability problems may exist until computer systems have completed a relearn cycle. See **COMPUTER RELEARN PROCEDURES** article in **GENERAL INFORMATION** before disconnecting battery.

#### MAIN FUSE BLOCK

Main fuse block is located on passenger's side of engine compartment. See **Fig. 1**.



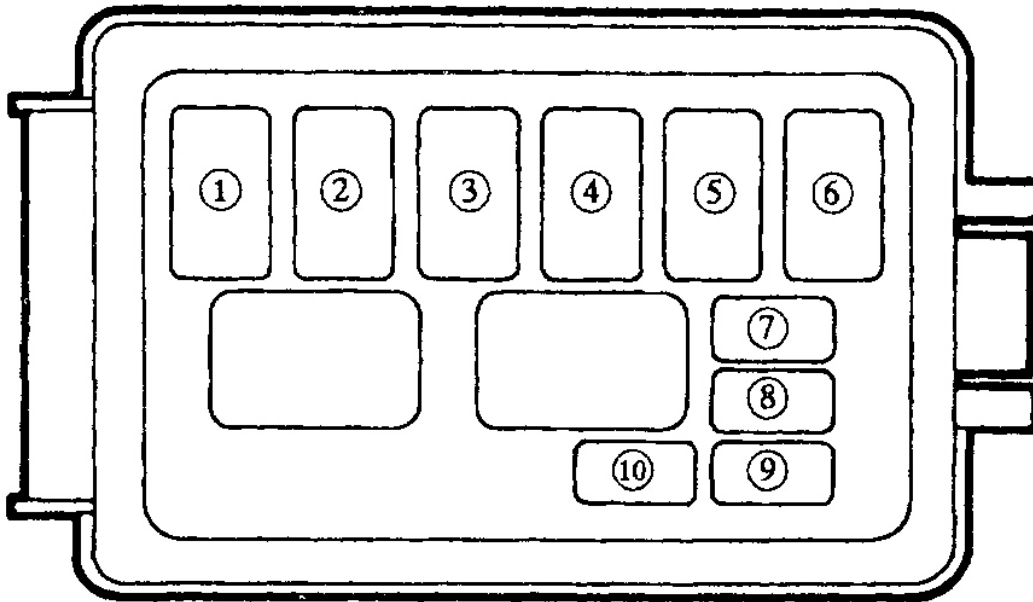
G00130712

**Fig. 1: Locating Main Fuse Block**

# 1994 Mazda MX-5 Miata

## 1994 ELECTRICAL Fuses & Circuit Breakers - MX-5 Miata

Courtesy of MAZDA MOTORS CORP.



G00130713

**Fig. 2: Identifying Main Fuse Block Components**

Courtesy of MAZDA MOTORS CORP.

| POSITION | DESCRIPTION | COLOR | CIRCUIT PROTECTED |   |
|----------|-------------|-------|-------------------|---|
| 1        | HEAD        | 30A   | Pink              | Headlights  |
| 2        | INJ         | 30A   | Pink              | Fuel injection, Alternator                                |
| 3        | MAIN        | 80A   | Black             | For protection of all circuits                            |
| 4        | BTN         | 40A   | Green             | Refer to HAZARD (15A), STOP (15A), ROOM (10A), TAIL (15A) |
| 5        | ABS*        | 60A   | Yellow            | Antilock brake system                                     |
| 6        | COOLING FAN | 30A   | Pink              | Cooling fan   |
| 7        | AIR BAG     | 10A   | Red               | Air bag   |
| 8        | AD FAN*     | 20A   | Yellow            | Additional fan (Air conditioner)                          |
| 9        | ST SIG      | 10A   | Red               | Fuel injection  |
| 10       | RETRACTOR   | 30A   | Green             | Headlight retractor                                       |

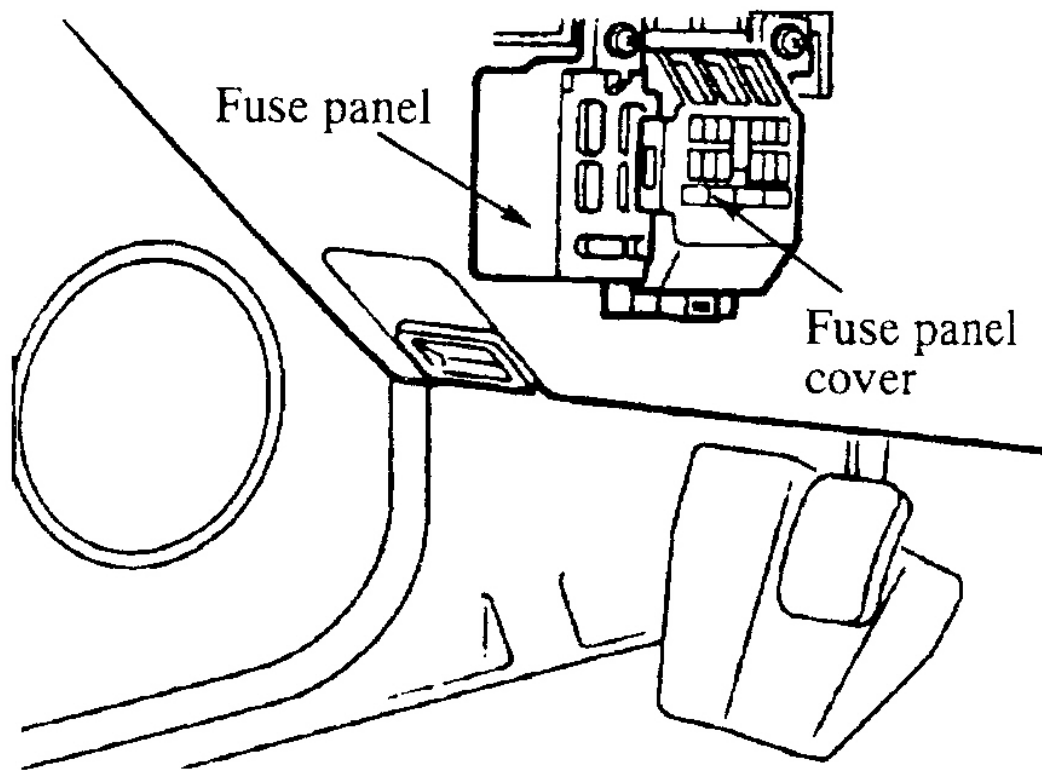
G00130706

**Fig. 3: Main Fuse Block Legend**

Courtesy of MAZDA MOTORS CORP.

## FUSE BLOCK

Fuse block is located under driver's side of instrument panel. See **Fig. 4** .

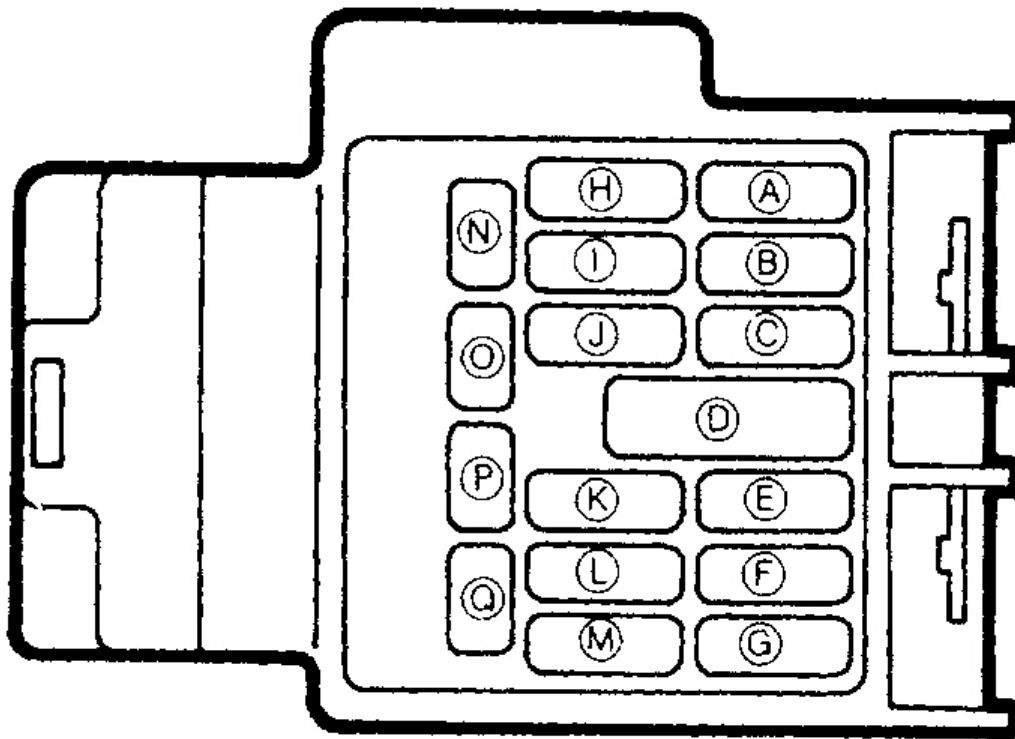


G00130715

**Fig. 4: Locating Fuse Block**  
Courtesy of MAZDA MOTORS CORP.

1994 Mazda MX-5 Miata

1994 ELECTRICAL Fuses & Circuit Breakers - MX-5 Miata



G00130708

**Fig. 5: Identifying Fuse Block Components**  
Courtesy of MAZDA MOTORS CORP.

## 1994 Mazda MX-5 Miata

### 1994 ELECTRICAL Fuses & Circuit Breakers - MX-5 Miata

| POSITION | DESCRIPTION | COLOR | CIRCUIT PROTECTED |   |
|----------|-------------|-------|-------------------|---|
| A        | ENGINE      | 15A   | Blue              | Cooling fan   |
| B        | METER       | 10A   | Red               | Gauges, Warning lights, Turn-signal lights, Cruise control                        |
| C        | AIR BAG     | 15A   | Blue              | Air bag   |
| D        | HEATER      | 30A   | —                 | Heater  |
| E        | —           | —     | —                 | —   |
| F        | POWER WIND* | 30A   | Green             | Power windows   |
| G        | WIPER       | 20A   | Yellow            | Wipers, Washer  |
| H        | —           | —     | —                 | —   |
| I        | TAIL        | 15A   | Blue              | Taillights  |
| J        | —           | —     | —                 | —   |
| K        | STOP        | 15A   | Blue              | Shift lock, Cruise control, Horn, Stoplights                                      |
| L        | HAZARD      | 15A   | Blue              | Hazard warning lights   |
| M        | —           | —     | —                 | —   |
| N        | ROOM        | 10A   | Red               | Interior lamps, Warning buzzers, Radio/cassette and compact disc player and clock |
| O        | CIGAR       | 15A   | Blue              | Radio/cassette and compact disc player and clock, Cigarette lighter               |
| P        | —           | —     | —                 | —   |
| Q        | —           | —     | —                 | —   |

G00130709

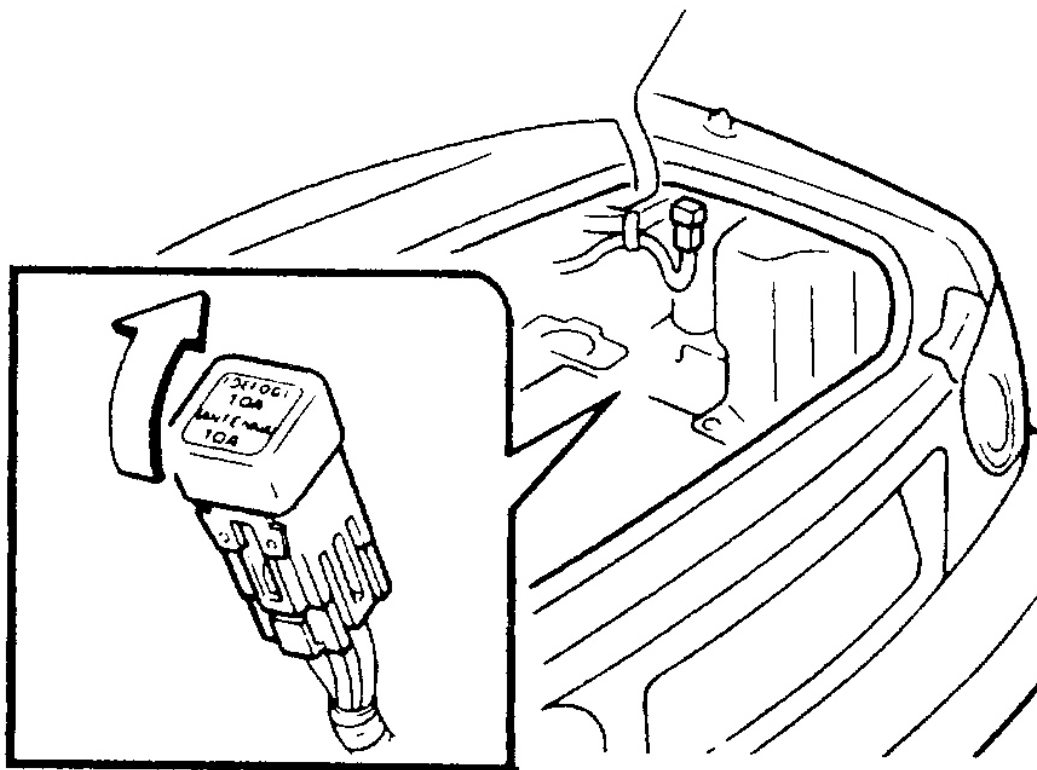
**Fig. 6: Fuse Block Legend**  
 Courtesy of MAZDA MOTORS CORP.

### TRUNK FUSE PANEL

Trunk fuse panel is located on passenger's side of trunk. See **Fig. 7**.

1994 Mazda MX-5 Miata

1994 ELECTRICAL Fuses & Circuit Breakers - MX-5 Miata

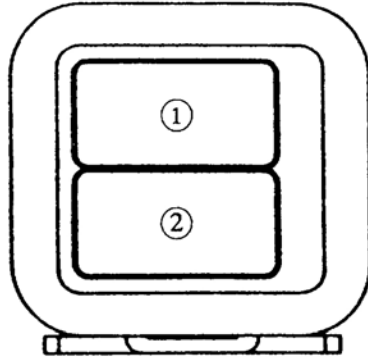


G00130718

**Fig. 7: Locating Trunk Fuse Panel**  
Courtesy of MAZDA MOTORS CORP.

## 1994 Mazda MX-5 Miata

### 1994 ELECTRICAL Fuses & Circuit Breakers - MX-5 Miata



#### ▼ Fuse panel (Trunk)

|   | POSITION | DESCRIPTION | COLOR | CIRCUIT PROTECTED |
|---|----------|-------------|-------|-------------------|
| 1 | DEFOG*   | 10A         | Red   | Rear defroster    |
| 2 | ANTENNA* | 10A         | Red   | Auto antenna      |

\* Some models.

G00130719

**Fig. 8: Identifying Trunk Fuse Panel Components & Legend**  
Courtesy of MAZDA MOTORS CORP.